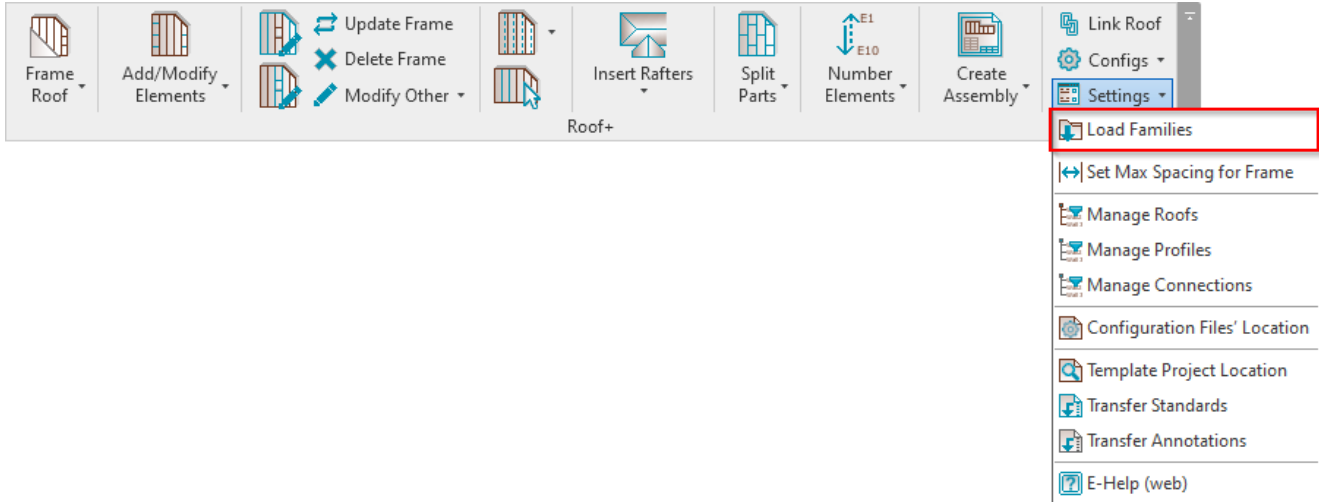


# LOAD FAMILIES

Modified on: Sat, 9 Jan, 2021 at 7:23 PM

## Load Families



**Load Families** – choose the sample families to be loaded into the current project. **Roof+** provides sample **Metric** and **Imperial** framing, detail, roofing, tag families, and sample schedules.

Select Family Catalogs for Loading

Catalog Name	Load
Main New I-Joists 2020-2021	<input type="checkbox"/>
Main New Joists 2020-2021	<input checked="" type="checkbox"/>
New Special Families 2020-2021	<input type="checkbox"/>
Old Main Families 2019-2020 (obsolete)	<input type="checkbox"/>
Sample Details	<input checked="" type="checkbox"/>
Sample Roofing	<input checked="" type="checkbox"/>
Sample Schedules	<input checked="" type="checkbox"/>
Sample Tags	<input checked="" type="checkbox"/>

Notes

Company Catalog Name	Browse	Load
	Browse	<input type="checkbox"/>

Overwrite Parameters

Cancel OK

You can find the families in **Project Browser** → **Families** under **Structural Framing**, **Structural Connections**, **Annotation Symbols** and **Generic Models** categories.

List of families for loading **Main I-Joists**:

- [-] Structural Framing
  - [+] M\_RWF Collar I-Joist
  - [+] M\_RWF Common I-Joist
  - [+] M\_RWF Girder I-Joist
  - [+] M\_RWF Hip Rafter I-Joist
  - [+] M\_RWF Ridge I-Joist
  - [+] M\_RWF Rim-Bridging I-Joist
  - [+] M\_RWF Valley Rafter I-Joist

#### List of families for loading **Main Families**:

- [-] Structural Framing
  - [+] M\_MF Strap
  - [+] M\_RWF Collar Joist
  - [+] M\_RWF Common Joist
  - [+] M\_RWF Girder Joist
  - [+] M\_RWF Hip Rafter
  - [+] M\_RWF Ridge Joist
  - [+] M\_RWF Rim-Bridging Joist
  - [+] M\_RWF Sleeper
  - [+] M\_RWF Soffit Board
  - [+] M\_RWF Soffit Board\_Groove
  - [+] M\_RWF Soffit Board\_Profiled
  - [+] M\_RWF Support
  - [+] M\_RWF Valley Rafter
  - [+] M\_RWF\_Joist Bottom Cut
  - [+] M\_RWF\_Joist Diagonal Cut
  - [+] M\_WF Service Holes

#### List of families for loading **New Special Families** families:

- [-] Structural Framing
  - [+] M\_RWF OSB Plate
  - [+] M\_RWF Sloped Joist

#### List of families for loading **Sample Details**:

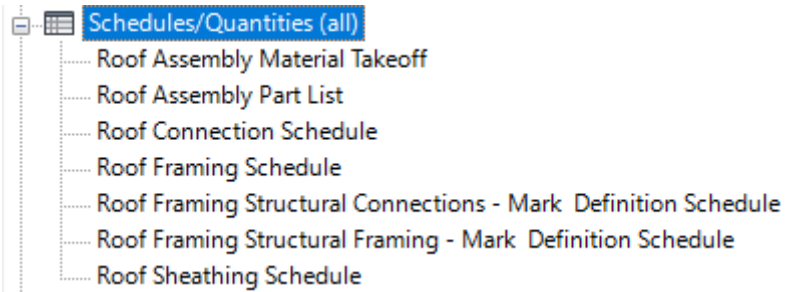
- [-] Structural Connections
  - [+] M\_SC\_Service Hole
  - [+] M\_WF\_Support Clip

#### List of families for loading **Sample Roofing**:

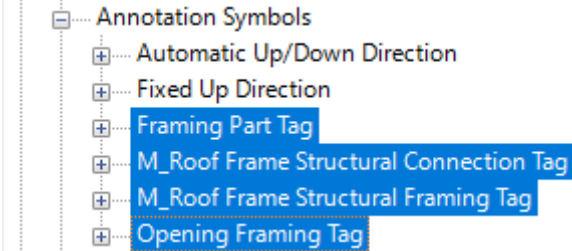
- [-] Structural Framing
  - [+] M\_MF Barge Board
  - [+] M\_MF Drip Edge
  - [+] M\_MF Hip Cap
  - [+] M\_MF Panel
  - [+] M\_MF Ridge Cap
  - [+] M\_MF Ridge Cap\_R
  - [+] M\_MF Valley Cap

#### List of schedules for loading **Sample Schedules**:

*Note: You can modify these schedules and use as templates for making shop drawings.*



List of families for loading **Sample Tags**:



Also, companies can have a path to company families.:

Company Catalog Name	Browse	Load
\\PLUTON\tools4revit	Browse..	<input checked="" type="checkbox"/>

Default Metric and Imperial libraries are located here:

*C:\Users\user name\AppData\Roaming\TOOLS 4 BIM\2021 (or other version)\Wood Framing Roof+\20.34.10627.0 (or other version)\Roof+M\Libraries\Metric or Imperial\Library*

If you modify these families in the future, then you can hold them in your company template or place them in this catalog for upcoming projects.