

Introduction

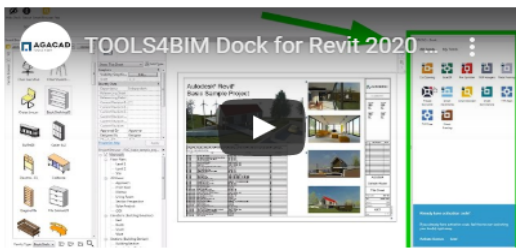
Modified on: Tue, 16 Jun, 2020 at 5:15 PM



Smart Connections is a BIM Solution for Revit. It can instantly add any number of face-specific intelligent details. Details can adapt to host-element changes according to predefined rules.

TOOLS4BIM Dock download page

ONE Shortcut to ALL Trials, Tools, Updates, and more...

All AGACAD-developed Autodesk® Revit® add-ons and BIM Solutions are accessible through the TOOLS4BIM Dock, a separate window in Revit that works like the Project Browser/Properties windows. This tool manager is a practical and powerful way to simplify the installation, activation, and usage of Revit apps. [Read more](#)



-  **Dock & Tool** Installation Instructions for 2020
-  **Dock & Tool** Installation Instructions for 2018-2019

- for Revit® 2020
- for Revit® 2019
- for Revit® 2018

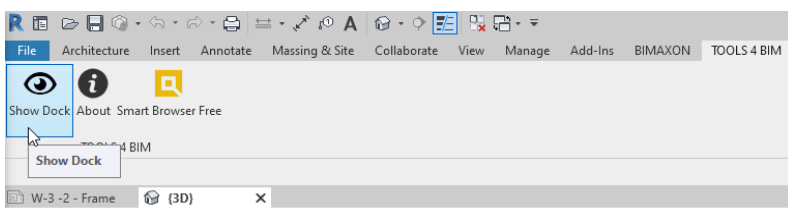



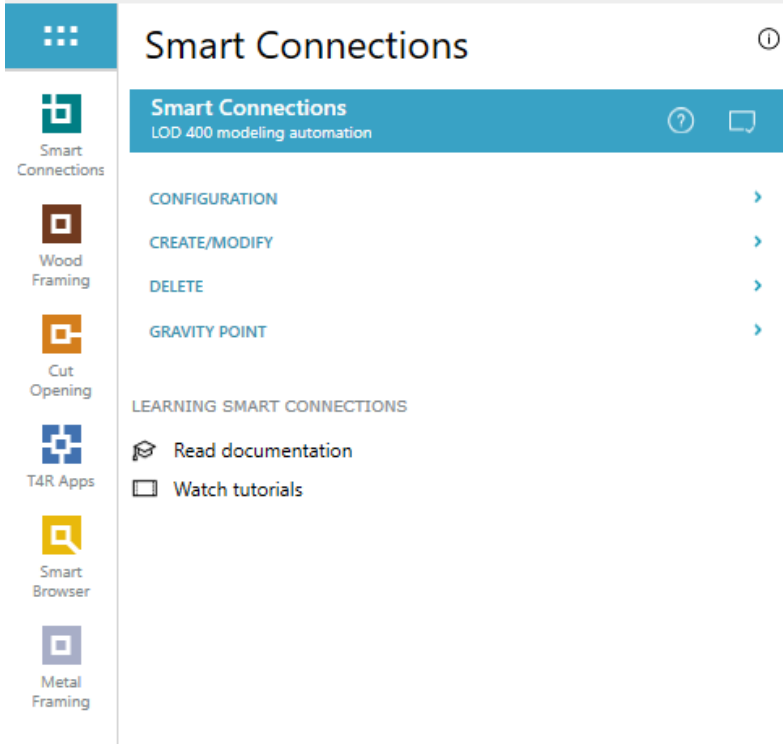
Every install supports the corresponding Autodesk® Revit® 32-bit and 64-bit versions.

Operating systems: MS Windows® 10, MS Windows® 8.1, MS Windows® 8, MS Windows® 7.

Language: English.

- Start Revit
- Select Show Dock in TOOLS 4 BIM tab
- Select Smart Connections in the Dock



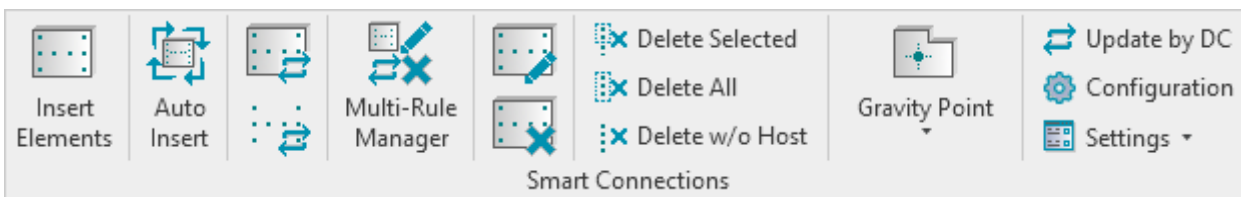
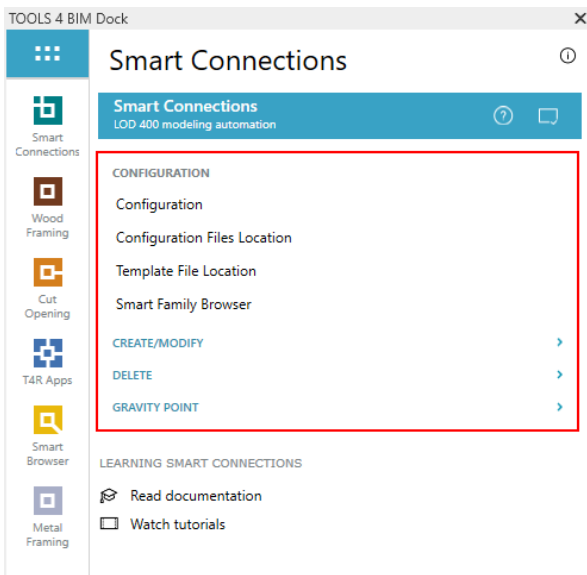
TOOLS 4 BIM Dock ✕All Tools **My Tools**TOOLS 4 BIM Dock ✕

▪ There are two ways to work with Smart Connections:

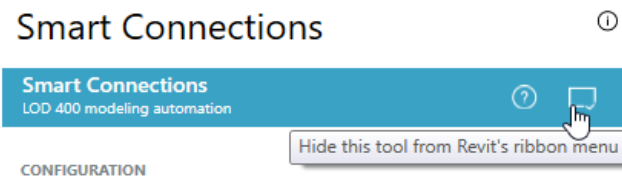
– by using commands from TOOLS 4 BIM Dock, Tools tab

OR

– by using commands from T4R Create/Modify - Smart Connections ribbon



Note: To turn ON Smart Connections in the ribbon, click the show/hide icon in the Dock



Updates

- Several times per year, we release updates and improvements (A red dot in the Dock means that updates are available.)

TOOLS 4 BIM Dock

Updates



2 updates available

[Update all](#)



Fire Sprinkler

[Whats new?](#)

[Update](#)



MEP Hangers

[Whats new?](#)

[Update](#)

AGACAD

